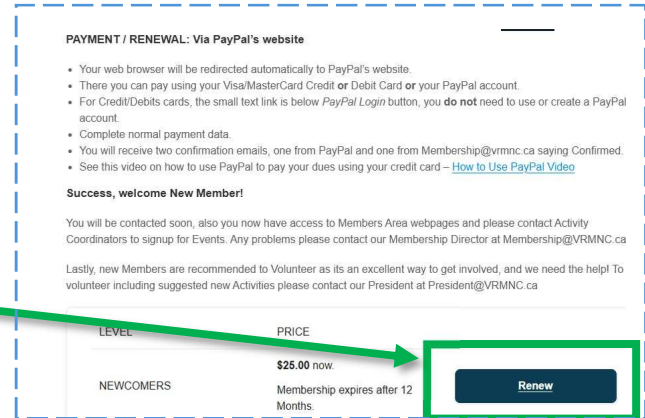


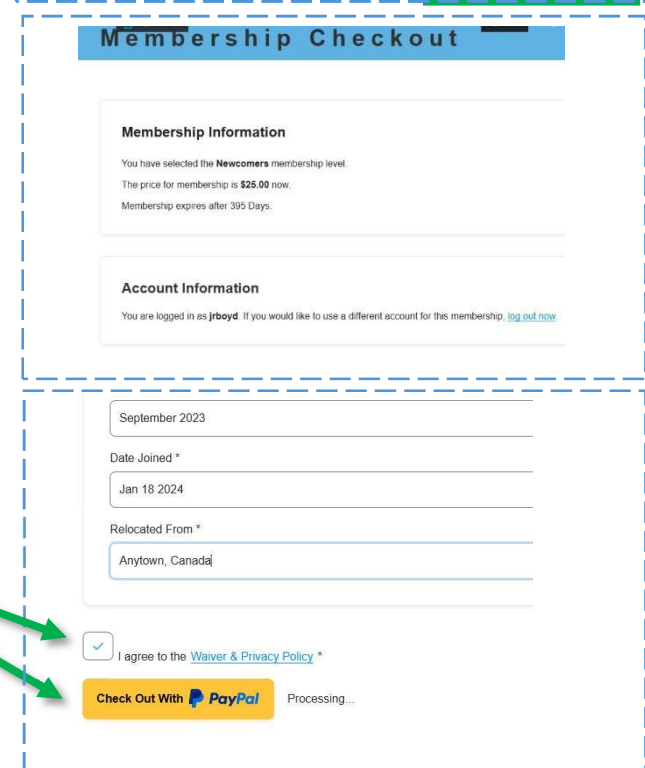
How to use a debit or credit card to pay for VRMNC membership renewal and NOT provide info to, or sign up for, PayPal

VRMNC uses an electronic debit/credit card payment processing service hosted by PayPal, but you *do not need to have or to create a PayPal account* to use it. Here's how it works:

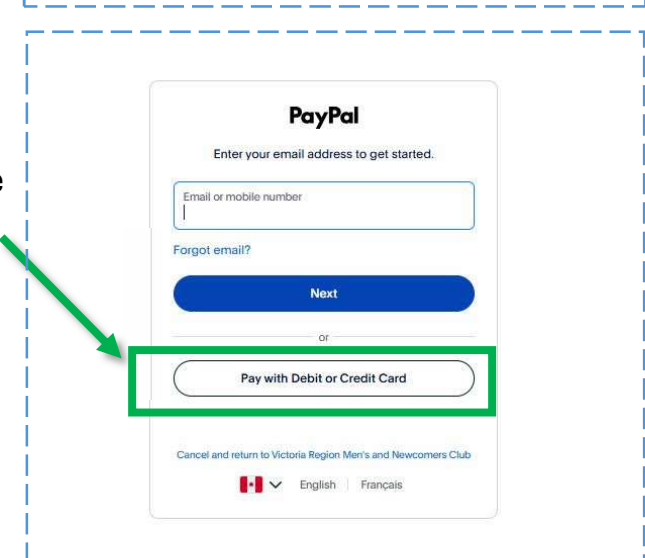
1. Go to VRMNC website and click on the “Join / Pay Dues” menu after you log in as a member. At the bottom of the page, click the “**Renew**” button:



2. Next a “**Membership Checkout**” screen comes up with your membership information. At the bottom of this screen is :
 - a checkbox for waiver (check this), and
 - a yellow “Check Out with Paypal” button.**You want to check the box and then click on the “Check Out with Paypal” button!**



3. A new PayPal window will pop up, that says “enter your email address to get started”. Do NOT enter your email here. Instead, click on the “**Pay with debit or credit card**” button below this.



4. Now fill in this screen provide info such as country, email, credit card and billing info, and at the bottom you'll also find those annoying PayPal checkboxes.

Fill out the necessary payment card info on the top part of the form....

but when you get to the bottom of the form, **UNCHECK** the two boxes that pertain to “Save info & create your PayPal account”, and “You agree to receive PayPal marketing etc etc”.

Also note: You DO NOT need to fill out the Date of birth and Occupation boxes.

Click to UNCHECK BOTH of these boxes !
(They are checked by default, as shown here)

5. Click on the blue “**Agree & Pay**” button. You'll get a acknowledgement and receipt via email.

Click on Agree & Pay

6. Sleep well knowing you have not provided any info to PayPal except what it needs to apply your credit card to the purchase.

The image shows a screenshot of the PayPal payment form, divided into two sections by a dashed blue border. The top section is titled "PayPal" and includes options for "Pay now" and "Pay Later". It features a security lock icon and the text "PayPal is the way to No matter where you your financial infor". The form fields include "Country/Region" (set to Canada), "Email", "Phone type" (set to Mobile), "Phone number" (set to +1), "Card number", "Expiration date", and "CVV". The bottom section is titled "Save info & create your PayPal account" and includes a "Postal code" field, a toggle switch (circled in red), and a checkbox for "You agree to receive PayPal marketing communication by email and other electronic means." (also circled in red). Below these are fields for "Date of birth" and "Occupation". A blue "Agree & Pay" button is highlighted with a green box. At the bottom, there are links for "Have a PayPal account? Log in", "Cancel and return to merchant", and language options for "Français" and "Canada".